



FINNMARKSLØPET



**NORGES
HUNDEKJØRERFORBUND**

WELCOME TO FINNMARKSLØPET 2017



GENERALPARTNER



ELITEPARTNERE



HOVEDSAMARBEIDSPARTNERE



PARTNERE





FINNMARKSLØPET



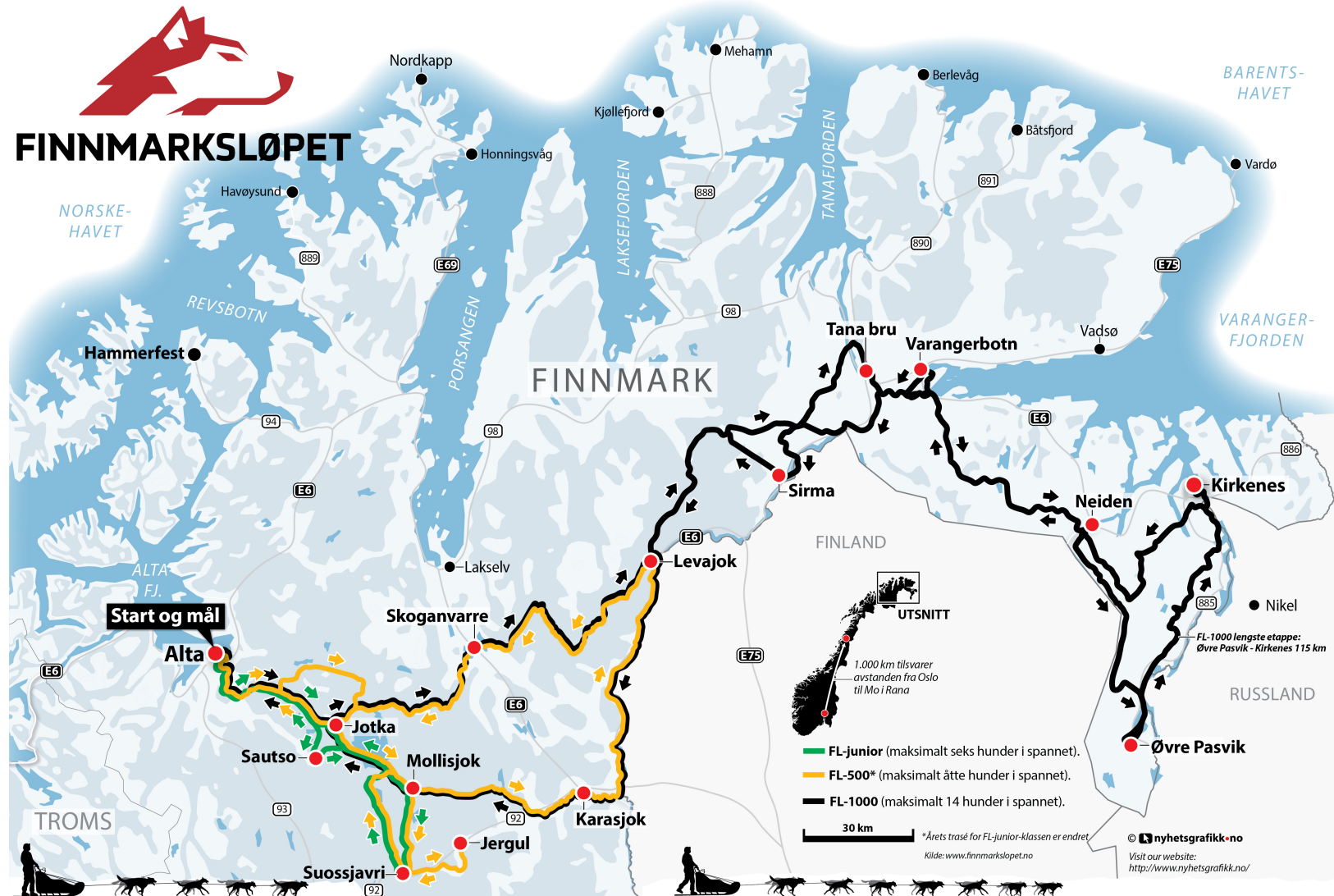
RACE MANAGER – RACE TEAM

Rita Hallvig, Jan Gunnar Vian, Roger Dahl, Kjetil Ernstsens og Kari Jæger





Roll-Call





FL-JUNIOR



- Arranged first time in 2014
- Participants 14 -18 years old
- Trail from Alta – Suossjavri
- 12 hours mandatory
- Starts beetween FL-1000 and FL-500 finish Sunday afternoon
- Be nice to them :)



SHOWSTART FINNMARKSLØPET 2017



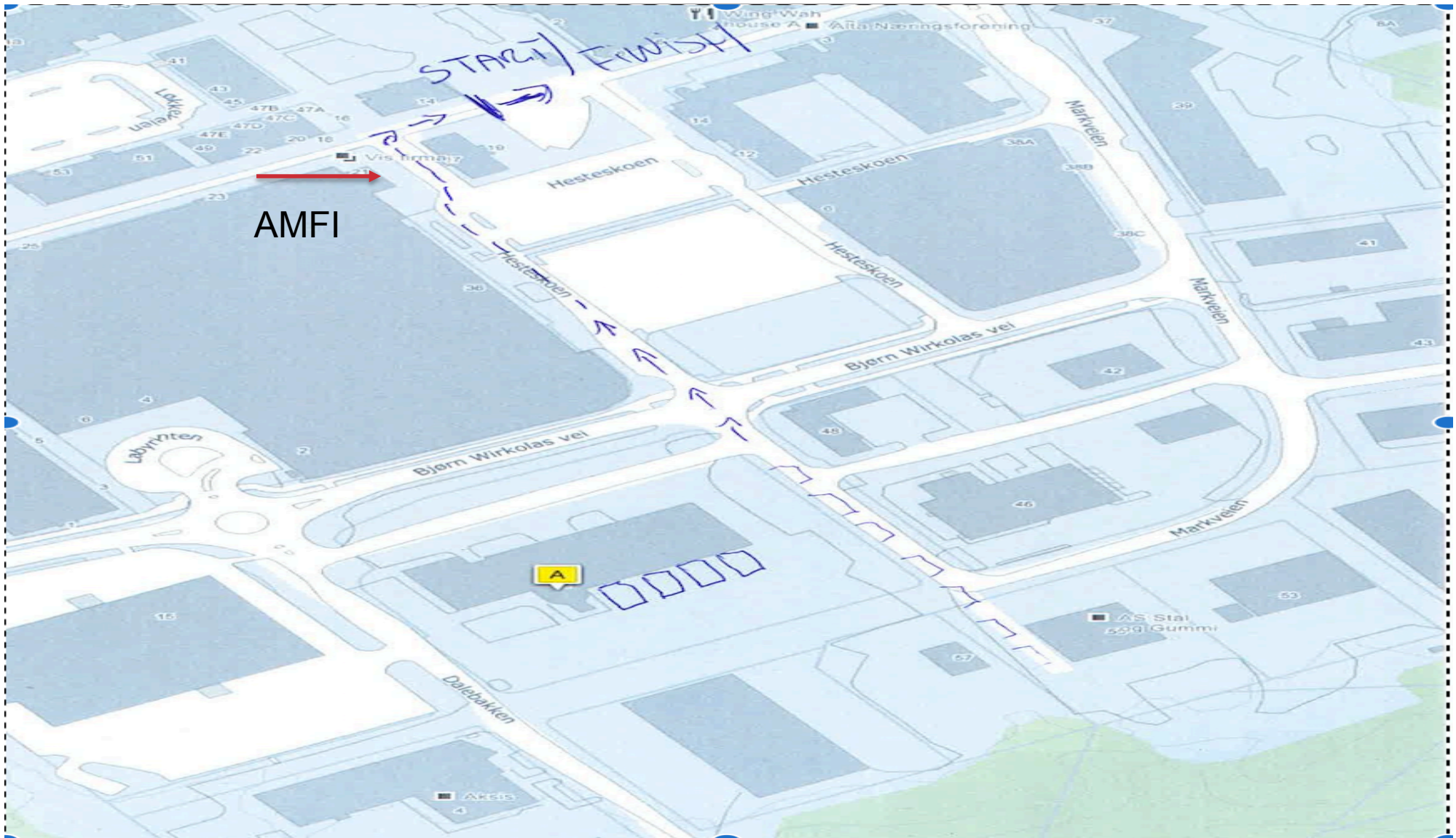


PROGRAM SHOWSTART

- **Meet at 10.30 in Alta Sentrum**
- **Start will be 12.00 – 14.00**
- **6 dogs**
- **You must have a sled to transport a person**
- **FL have reindeerskins for your passanger to sit on**
- **Passanger meets you at main entrance AMFI at 1150**
- **Handler helps bringing your dog team to the start.**
- **You drive about 7 km. Well marked**
- **Use old plastic on your sled runners**

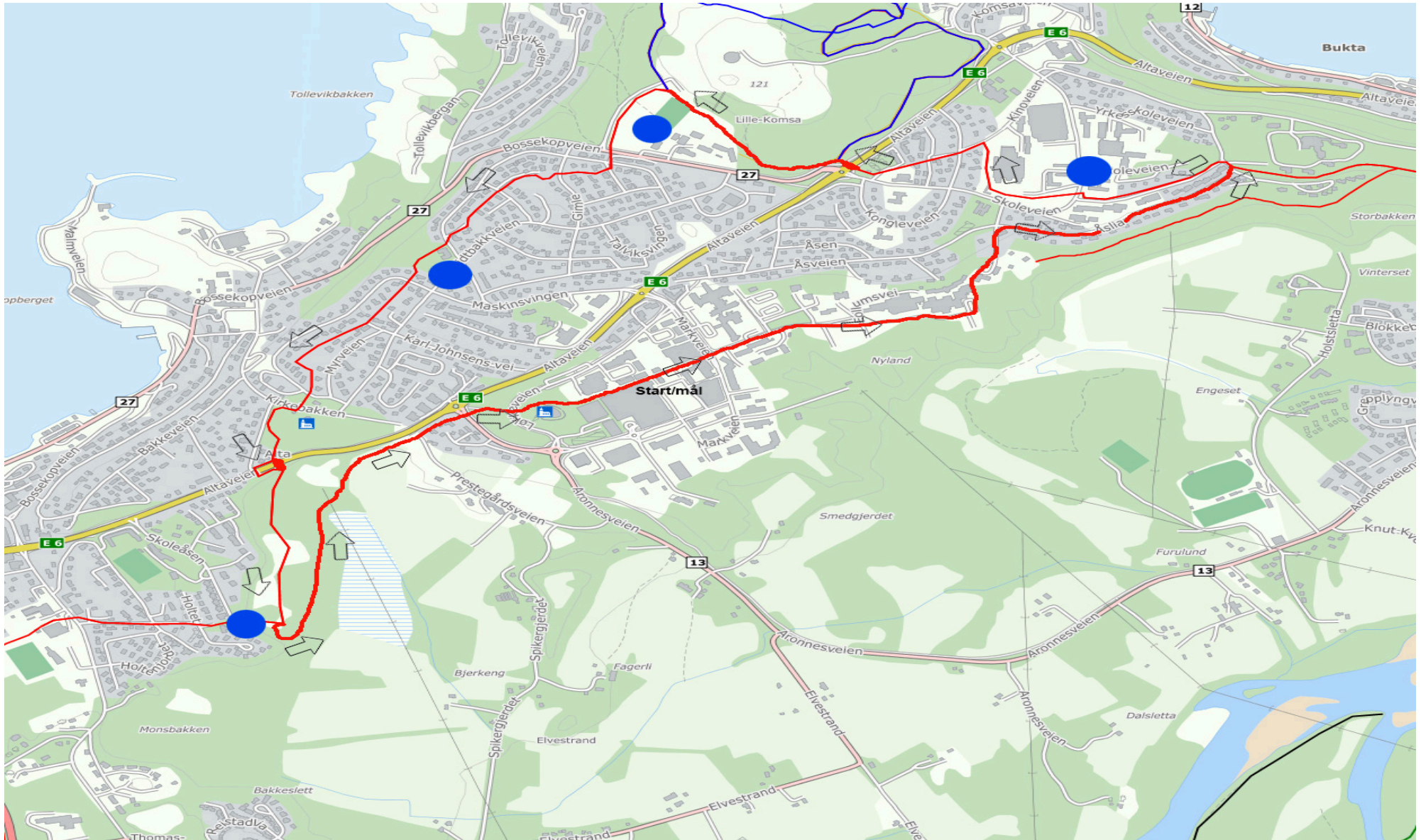


Parkering showstart





City trail





START FINNMARKSLØPET 2017





STARTNUMBER/BIB

- **Start number/bib at start banquet**
- **Start number/bib must be visable**
 - **Start to Skoganvarre**
 - **In to Tana, Kirkenes, Karasjok**
 - **Karasjok to finish line**
 - **Handler must wear handler vest**



Sponsor patches and tags

- **Sponsor patches must be visible on the front of the musher's hat. Must be used at start, in the race and award ceremony.**
- **Startnumber on sled –left side**
- **Where your bib on until Skoganvarre. Also where it on going in to Tana, Kirkenes, and Karasjok. Also all the way from Karasjok to the finish line.**
- **GPS tracking on all sleds**



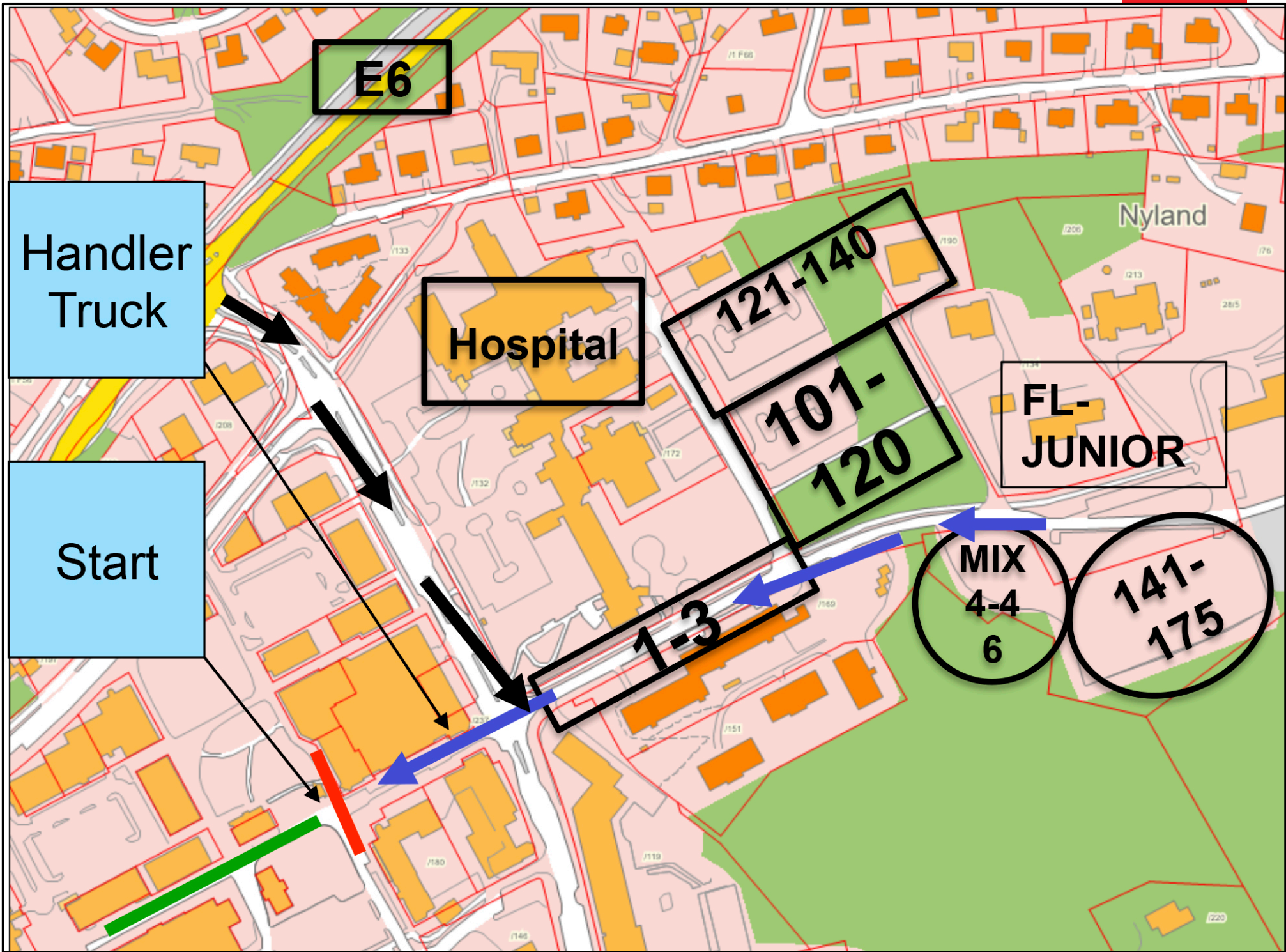
Start Schedule

- **Parking area opens at 8 am - Not before 8 am**
- **All mushers must be in the parking area before 9 am**
- **Follow parking instructions from parking crew, parking spaces are numbered according to bib number**
- **Mushers that have more than one team at their car, must inform us at the drivers meeting.**
- **The sled must stand on the left side of the car**
- **Only the mushers car at the parking area**



Before the start 1

- **Driving in from Markveien and Follums vei**
- **Have your Bib visible in front window**
- **Parking crew will instruct you where to park.**
Parking place is marked with your bib number
- **FL-1000 Parking in Follums vei, P-area by the university.**
Follow instructions. P- spot is marked with your bib number
- **Race officials will check your chiplist. Must be people by the car. TD will check mandatory gear**





Before the start 2

- **Mushers are responsible to have their team ready on time. You must be ready 20 minutes before your starting time. Follow the instructions you receive from crew and ATV drivers.**
- **All teams will have help of an ATV and volunteers.**
- **Drivers handler will lead the team to the start**
- **Parking area must be cleaned before you leave**

Finnmarksløpet 2017



Start and exit trail from Alta Sentrum





Adventure





Start

- **First team leaves at 11 am**
- **FL-1000 starts first, FL-Jr and FL-500**
3 mins between classes
- **Mushers must have snow hook on the right hand side of the sled.**
- **Use your drag mat to brake in the start chute and until you get to the Alta river.**
- **Option of extra sled from start to Alta river. Marked area «sled drop» about 9 km from start.**
- **Crew will be at the road crossing**



Your snow hook must be on the right hand side of sled





Watch out! Low Bridge





Dog-drop Sorrisniva

- Participant can drop dog at Sorrisniva, about 18 km after start.
- Must give message about this to handler who must get the dog as soon as possible. (BEFORE LEAVING ALTA ON WAY OUT)
- Dog is written in i drop-dog journal
- Veterinerian at site



Remember to smile, you will for sure be filmed





MEDIA - PRESS

Information regarding media/press during the race:

- Media/press must conduct to the race rules regarding contact or interview with the participants in the race

Following information will be given to the media /press:

- *The participant shall arrive at the checkpoint, stall up the dog team, get the depot bag, take of dogs' socks, provide the dogs with straw and start the food boiler. Only after that will the participant be available for media/press by request. However, it is permitted to take photos or film during this period, though at a distance and without disturbing the participant.*



Joint Viking





Joint Viking

- Lots of military activity in West Finnmark
- 11 Mars is a lot of activity at Sennalandet (E6) and surrounding area.
- All handler cars must drive Rv 93 and Rv 92 to Karasjok and E6 down to Skoganvarre.
- Handlercars from FL-1000 start first.
- LOTS OF CARS. DRIVE SAFE.



GPS-tracker



- **GPS must be in all sleds**
- **GPS are placed in the sled at the start, and checked during the race by FL**
- **Remember to return GPS at the finish line or at checkpoint if not finishing the race.**

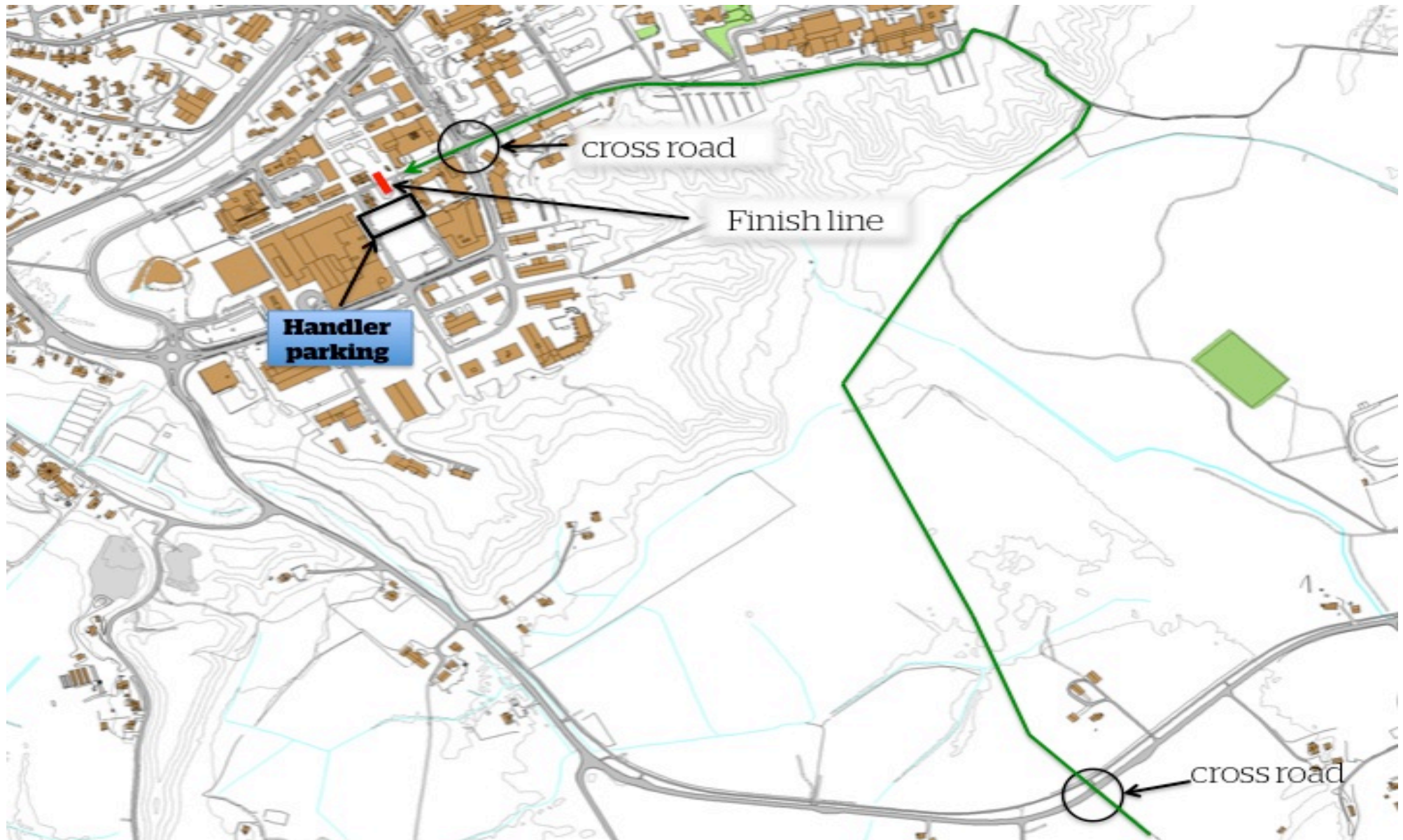


Nature





Finish area





Finish area

- **«No Mans Land» from bridge in Øvre Alta (ca. 9km)**
- **Remember to wear your start number /bib and hat with FL sponsor tag from Karasjok to the finish line**
- **Marked area for handler trucks in Alta sentrum**
- **Trucks can only park here when they collect the musher**



Volunteers



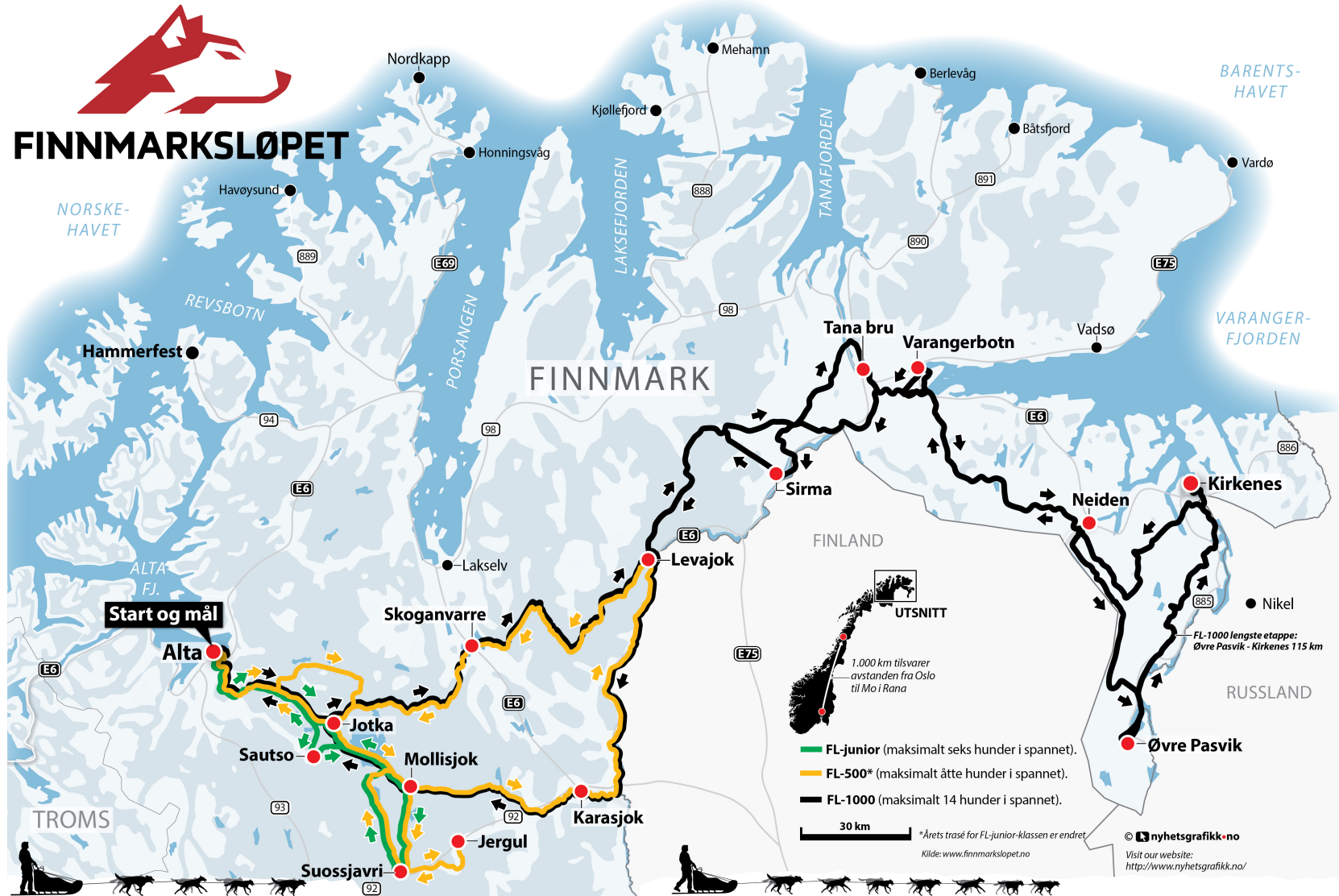
**THEY USE THEIR FREETIME
ON YOU
SHOW THEM RESPECT!**



Teamwork



The Trail





Conditions along the trail

- In general: mixed snow conditions.
- Trail can change. FL will inform you if there are major changes
- Some overflow
- Trail making machine has been used
- The trail is prepared with military equipment on land, not over lakes. Jotka - Skoganvarre – Levajok – Sirma – Tana
- Marking of the trail, FL markers, blue markers, blue signs, red signs. Road crossings marked.
- Trash along the trail Do not throw your trash on the trail ☹️



Changes of the trail

- **Levajok**
- **Tana**
- **Tana – Neiden**
- **Neiden – Øvre Pasvik – Kirkenes**
- **In to Kirkenes, last part follows the railway**
- **No sea ice this year in Varangerbotn**
- **Gps tracking may dipper – no panic!**



Safety

- **Reindeer on the trail (Varangerbotn – Neiden)**
- **Handlers – watch for reindeer and moose on the road**
- **Crossing of roads –important to look for signs and/or road crossing person**
- **Will send out crew to look for team after 24 hours overdue**
- **Telephone number to sekretariat +47 905 78 928**
- **Advise is to have 2 drivers in handler team.**
- **Red Cross at some checkpoints**
- **Rescueteam at start –to Jotka and on call**



EMERGENCY

- **HELP WILL BE SENT OUT AFTER 24 HRS – FL EVALUATE THE SITUATION**
- **HAVE QUALITY EQUIPMENT**
- **ENOUGH FOOD FOR YOU SELF AND THE DOGS OUT FROM EVERY CHECKPOINT**
- **EMERGENCY FOOD FOR YOU SELF AND THE DOGS ARE MEANT TO BE USED AFTER AROUND 24 HRS**
- **IT CAN TAKE SOME HOURS TO SEND OUT A RESCUE TEAM – EXPECT TO WAIT FOR HELP**




FINNMARKSLØPET



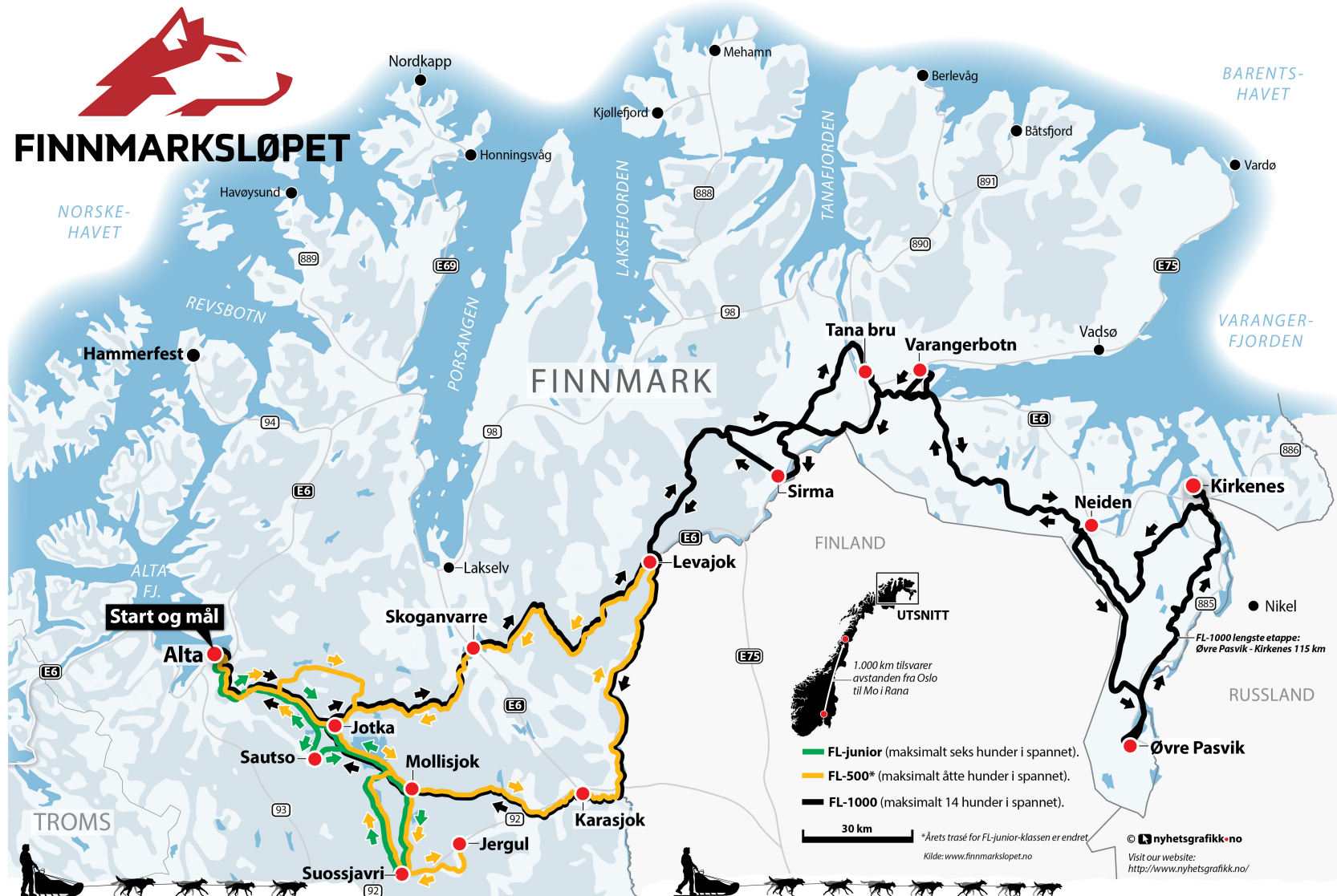
**NORGES
HUNDEKJØRERFORBUND**

SHORT BREAK 15 MIN





Checkpoint





Checkpoints FL-1000

1. Jotka 1 wilderness checkpoint
2. Skoganvarre 3 hours mandatory + time adjustment
3. Levajok 1 depot line – handler line
4. Tana – Same trail in and out (200 m) Winterfestival
5. Neiden 1 Payment electric power for caravans and motorhomes.
6. Kirkenes – Sign In before checkpoint
7. Øvre Pasvik– wilderness checkpoint
8. Neiden 2 (Same as 1)
9. Varangerbotn
10. Sirma (private home)
11. Levajok 2 – 10 hrs mandatory rest in Levajok/Karasjok.
12. Karasjok – minimum 2 hrs
13. Jotka 2 – wilderness checkpoint





Øvre Pasvik Wilderness checkpoint

- **68 km from Neiden**
- **88 km to Kirkenes**
- **You can buy dinner – pay cash**
- **Less volunteers**
- **Veterinary**
- **Straw and cold water**
- **No handlers allowed**
- **Drop dogs transported to Kirkenes**
- **Handler must pick up drop dogs in Kirkenes**





At the checkpoints

- **Help from crew, tell them what you need help with**
- **Cold water, marked. (river, lake or tank)**
- **Remember food for dropped dogs Jotka 1, 2 and Øvre Pasvik**
- **Depot from car. Delivered to designated area. Will be checked.**
- **Food bowls and scoop – must be in the sled from start**
- **Sleeping facilities for musher. (Where are you? let the secretariat know)**



Signing in and out of checkpoints

- **FL-1000 must sign in on all checkpoint and out only after mandatory rest**
- **3 hrs. + adjustment in Skoganvarre**
- **16 hrs. obligatorisk hvile**
- **10 hrs. in Levajok 2/Karasjok**
- **Minimum 2 hrs. in Karasjok**



Distance

Fra	Til	Distanse	Tot. distanse
Alta	Jotka	50 km	50 km
Jotka	Skoganvarre	58 km	108 km
Skoganvarre	Levajok 1	84 km	192 km
Levajok 1	Tana	100 km	292 km
Tana	Neiden 1	96 km	388 km
Neiden	Øvre Pasvik	78 km	466 km
Øvre Pasvik	Kirkenes	87 km	553 km
Kirkenes	Neiden	73 km	626 km
Neiden	Varangerbotn	82 km	708 km
Varangerbotn	Sirbma	77 km	785 km
Sirbma	Levajok	66 km	851 km
Levajok	Karasjok	84 km	935 km
Karasjok	Jotka	83 km	1018 km
Jotka	Alta	50 km	1068 km



**Deadline out of
Karasjok is Saturday
18th March 24.00**





”Dog hotel ”

- **Dogs that are brought down from Jotka will be checked in at dog hotel at Røstan in Alta. Owner Sissel Evensen: phone:+47 478 83 555**
- **Dogs must be picked up as soon as possible.**
- **Participant will be notified if dogs get sick. Musher must in case pay for treatment**



Information by Teknisk delegert

FL-1000:
Nils Finsrud
Vidar Birk

TD aspiranter:
Samuel Johansen
Julie Sommersett
Connie Moen
Silje Nygård
Martine Domaas
Pål Haugsnes



**NORGES
HUNDEKJØRERFORBUND**

FL-500:
Roar Wolden
Reidun Karlsen

TD trainee
Aude Margrethe Ulstrup
Jørgen Kalfoss



Some rules

➤ **#31 Litter:**

No litter of any kind may be left on the trail.

Can cause disqualification of musher!

Left dog booties and dog food are considered litter.

➤ **#24 The sled and trailer**

➤ **#30 Mandatory equipment**







After you have finished

- Award seremoni in the pedestrian street
18th.March. 1200
- **All mushers must meet with the bib on
and the Sparebank1 Nord Norge patch
on the hat. SHOW RESPECT !**
- Evaluation of FL-1000 March 18th.
14.00-16.00 at Uit Campus Alta
- Scandic Alta Award banquet
FL-1000, March 18 th. 19.00 – 22.00



Start banquet 9. march

- **Opening ceremoni Borealis Thursday 9. march**

Must meet no later then 18.45 at Scandic Alta. (East entrance)

Hosts are waiting. Walk as a group from Scandic to the Borealis stage at Alta centrum. Mushers must be at stage. Follow instructions

Startbanquet Thursday 9. march

- **Go directly from opening ceremoni to the start banquet at Scandic. Banquet starts 20.00**
- **Every musher gets two arm tickets. One for musher and one for handler. Need to be shown to be able to entry the banquet**



Informasjon ved Veterinær Arild Jøssund.



Vi er med på laget!

SpareBank 1
NORD-NORGE

Ishavskraft®

POLARIS®

LAKS
ER VIKTIG FOR
NORGE

UNIVERSITETET
TROMSØ
UIT / NORDES ARKTISKE
UNIVERSITET

JOB
ZONE

SALTDALSHYTTA
DITT ANDRE HJEM

Lab

Scandic

HARILA
-med hjerte for lokalnærhet

sentrumsgillen
FAST FOOD · CAFE · CATERING

ellele
- IT for næringslivet.

sport 1 Alta

Nordlysbyen Alta

SmartDok

COOP
litt ditt

iFinnmark.no

SORRISNIVA
Alta, Norway

northern
norway.com

ac
coun
+or™

bjørkmanns

Telespor

VEIDEKKE

hurtigtrykk
alta as

Alta videregående skole
Åltå joatikkoskivla
FINNMARKS FYLKESKOMMUNE
FINNMARKS FYLKAGIELDA

Folkehøgskolen 69

PASVIK & SPRINGRENNER

Øytun



FN-SAMBANDET

INNOVASJON
NORGE

FINNMARK FYLKESKOMMUNE
FINNMARKS FYLKAGIELDA





Awards ceremony All mushers





Information from Head of Press and Web Trond Anton Andersen

